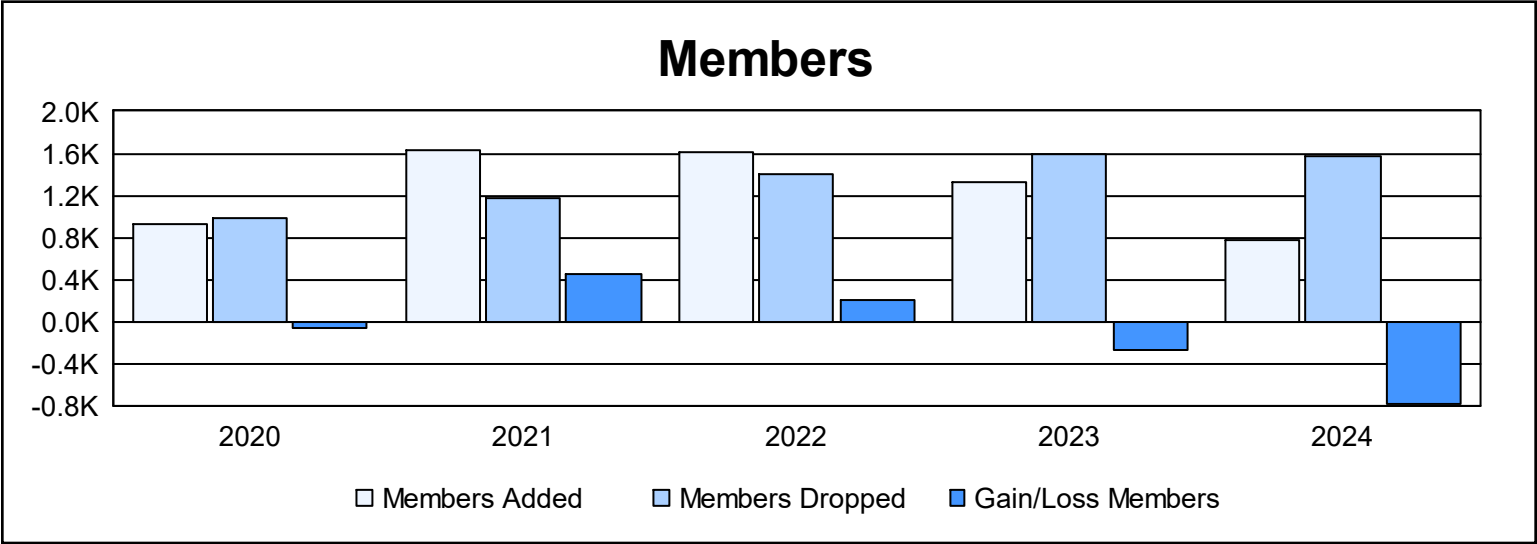
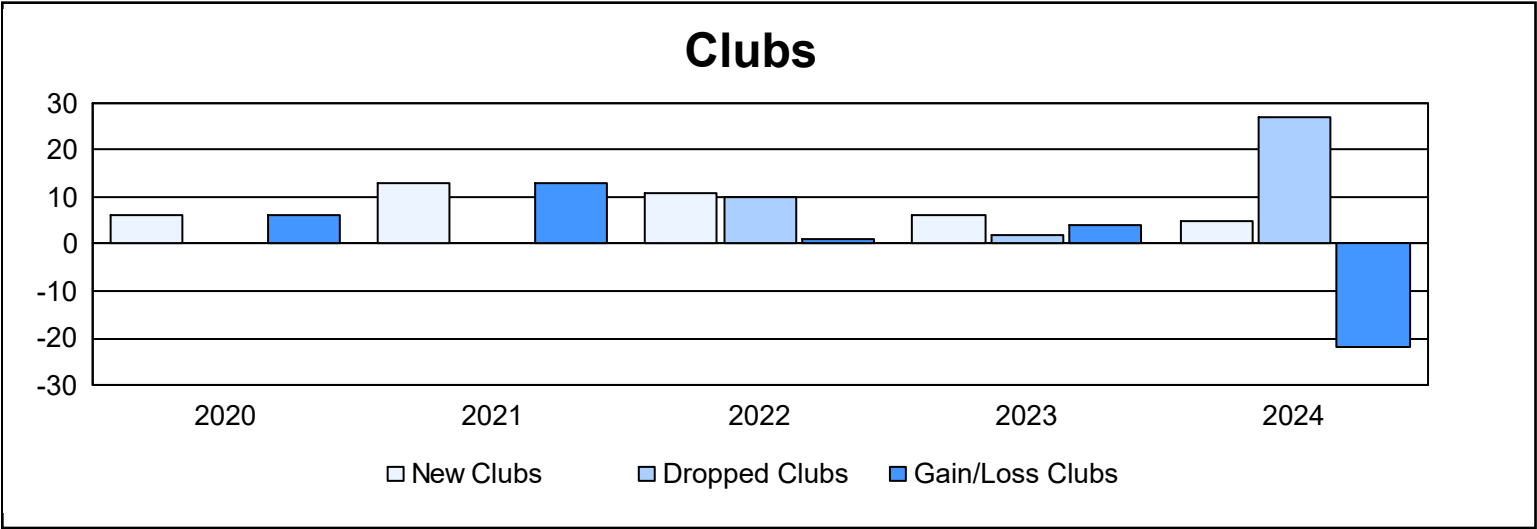
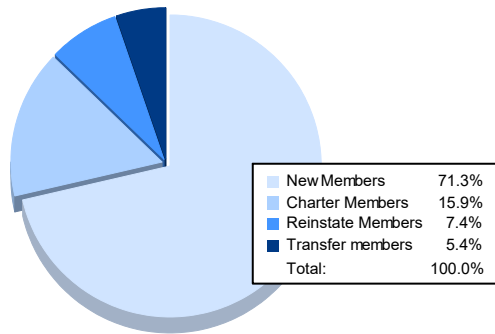


Year	New Clubs	Dropped Clubs	Gain/ Loss Clubs	New Members	Charter Members	Reinstate Members	Transfer Members	Total Member Added	Total Members Dropped	Gain/ Loss Members
2019-2020	6	0	6	623	219	63	20	925	989	-64
2020-2021	13	0	13	1,168	396	35	25	1,624	1,169	455
2021-2022	11	10	1	1,173	316	86	31	1,606	1,397	209
2022-2023	6	2	4	709	219	352	49	1,329	1,594	-265
2023-2024	5	27	-22	557	124	58	42	781	1,574	-793
Average	8	8	0	846	255	119	33	1,253	1,345	-92



### Membership Composition June 2024 Cumulative



### Gender Composition June 2024 Cumulative

